

GOLD INTERIOR Undercoat (FILLED)



Application Recommendations

Application Areas

- Variety of colors, light and texture is applied depends on the site and the outstanding decorative features, home, office, spent a lot of time in places such as the workplace,
- Hiding, with high resistance to washing and wiping apartment buildings, sites, markets, stores open spaces, such as,

- In exterior, can be used on the surfaces such as in accordance mortar, concrete, cement, boards, gypsum panel.

Equipment



Fillers



Gypsum Undercoat



Acrylic Putty



Gold Interior Undercoat

Equipment



Scraper



Gypsum trowel



Putty shovel



Spatula



Trowel



Dust Cloth



Brush



Mixer



Adjustable Stick



Paint Bucket




Sprayer


Surface Preparation



Mortar



Concrete



Cement Board



Gypsum Panels



Old Plastic Paint



Plaster Board

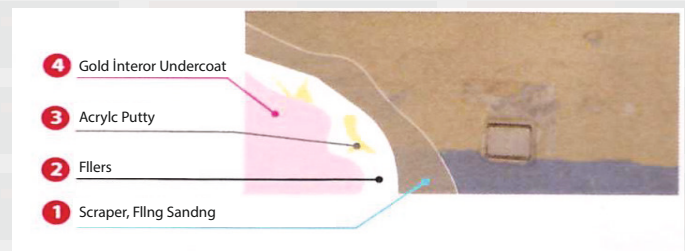


Glasstextile




Wallpaper

- Gold Interior Undercoat applicable cleaned every dirt, oil, dry and solid of the swollen layers. Can obtain maximum benefit from the Gold Interior Undercoat, must be removed from accordance mortar, raw concrete, cement gypsum board and made ceiling paint, dirt, dust and adhesion surfaces. Should be cleaned worm, swollen, completely perforated plate of paints.
- If there is not particular a new object to be painted like grain mortar, concrete, cement must be smoothed with satin plaster.
- If necessary, surface cracks should be filled with putty and defects should be corrected.
- Best way to take advantage from Gold Interior Undercoat after making all surfaces smooth to apply. Gold Interior Undercoat will reduce consumption and ensure good adhesion.
- Should be cleaned old painted moldy surfaces on the wall before application with damp cloth. Thoroughly with emery paper, the surface must be removed. If soot and mold drying preemptive 2-3 coats should be applied.



Application



During application and during the subsequent 24 hours at the ambient temperature of the surface should be +5 ° C.



Before application Gold Interior Undercoat should be mixed.



Gold Interior Undercoat thinned with clean water 10% and application for two layer by brush, roller or spray.



Should be waited minimum 6 hours between layers.

After Application

Application tools should be washed with water after use immediately.

GOLD INTERIOR Undercoat (FILLED)



Interior

Water

Product Code: 110

Product Description


- ◆ Variety of colors, light and texture is applied depends on the site and the outstanding decorative features, home, office, spent a lot of time in places such as the workplace.

Application Areas

- ◆ In interior, used in new ceilings prepared in accordance such as mortar, concrete, cement, boards, gypsum panels.
- ◆ Old painted surfaces.

Advantages

- ◆ Silicone and is easily cleaned with an excellent ability to clean, dirt-repellent
- ◆ It has superior cover power.
- ◆ Inside the humidity formed, with the ability to throw out allows the building to breathe.
- ◆ Showing resistance to mold and fungus; provides relief especially for asthmatics.
- ◆ Silk smooth, perfect light dispersion gives a special shine.
- ◆ Does not harm health of environment and not smell because solvent free and diluted with water.



Technical specifications:

Structure

- ◆ Acrylic emulsion based, water based

Diluting

- ◆ Water

Appearance on the packing

- ◆ Dark, Stable, Jelly

Dry Appearance

- ◆ Matt, Pastel, Smooth

Color

- ◆ White

Water Vapor permeability

- ◆ SD (m) (TS EN ISO 7783-2): approximately: 200

Drying Time

- ◆ (between +5 +35 °C) starting time to last layer is 6 hours. Lower temperature or high relative humidity lengthens the drying time.

Coverage

- ◆ Depending on the surface smoothness and absorbency approximately 16-19 m²/lt. per a layer.



Shelf Life

- ◆ In package and in 5-35 °C 2 years

Packing

- ◆ 20 -10 and 3.5 kg plastic bucket.

Safety Recommendations

- ◆ S2: Keep out the reach of children.
- ◆ S24/25: Avoid contact with eyes and skin.
- ◆ S26: In case of contact with eyes immediately wash with water and contact with a doctor.
- ◆ S28: In case of contact with skin immediately wash with water.
- ◆ S29: Do not discharge into drains or water courses.
- ◆ S46: If swallowed, seek medical advice immediately and show the container or label. Mix before using. Close the cover after using. Protect from frost and direct sunlight.

Quality Certificate

- ◆ TSE TS 5808
Public exposure No. 04.524/604.506/E3