

Prestij Ceiling Paint



Interior
Wall

Water

Application Recommendations

Application Areas

- In interior, used in new ceilings prepared in accordance such as mortar, concrete, cement, boards, gypsum panelsurfaces.

Equipment



Fillers



Gypsum
Undercoat



Acrylic Putty



Interior
Undercoat



Prestij
Ceiling Paint

Equipment



Scraper



Gypsum trowel



Putty shovel



Spatula



Trowel



Dust Cloth



Brush



Mixer



Adjustable
Stick



Paint Bucket




Sprayer

Surface Preparation



Mortar



Concrete



Cement Board



Gypsum Panels



Old Plastic Paint



Plaster Board

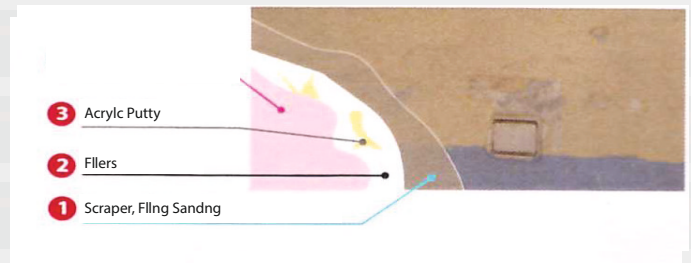


Glasstextile




Wallpaper

- Prestij Ceiling Paint applicable cleaned every dirt, oil, dry and solid of the swollen layers. Can obtain maximum benefit from the Prestij Ceiling Paint, must be removed from accordance mortar, raw concrete, cement, gypsum board and made ceiling paint, dirt, dust and adhesion surfaces. Should be cleaned worm, swollen, completely perforated plate of paints.
- If there is not particular a new object to be painted like grain mortar, concrete, cement must be smoothed with satin plaster
- If necessary, surface cracks should be filled with putty and defects should be corrected.
- Best way to take advantage from Prestij Ceiling Paint after making all surfaces smooth to apply. Gold Interior Undercoat will reduce consumption and ensure good adhesion.
- Should be cleaned old painted moldy surfaces on the wall before application with damp cloth. Thoroughly with emery paper, the surface must be removed. If soot and mold drying preemptive 2-3 coats should be applied.



Application



During application and during the subsequent 24 hours at the ambient temperature of the surface should be +5 C.



Before application Prestij Ceiling Paint should be mixed.



Prestij Ceiling Paint thinned with clean water 10% and application for two layer by brush, roller or spray.



Should be waited minimum 6 hours between layers.

After Application

Application tools should be washed with water after use immediately.

PRESTIJ CEILING PAINT



Interior

Water

Product Code: 85

Product Descripton

- ◆ In interior, applied on the srfaces such as mortar, concrete, cement, boards, gypsum panelsurfaces.

Applcaton Areas

- ◆ Old painted surfaces.

Advantages

- ◆ Showing resistance to mold and fungus; provides relief especially for asthmatics.
- ◆ Indelible and easily cleaned.
- ◆ It has superior cover power.
- ◆ High water vapor permeability
- ◆ Does not harm health of enviroment and not smell because solvent free and diluted with water.



Matt



Brush



Roll



Spray Pistle

Technical specifications:

Structure

- ◆ Acrylic emulsion based, water based

Diluting

- ◆ Water

Appearance on thepacking

- ◆ Dark, Stable, Jelly

Dry Appearance

- ◆ Matt, Pastel, Smooth

Color

- ◆ White

Water. Vaporpermeability

- ◆ SD (m) (TS EN ISO 7783-2): approximately: 250

Drying Time

- ◆ (between +5 +35 °C) starting time to second layer is 6 hours, completely drying time 24 hours. Ossification time is one week. Lower temperature and high relative humidity extends the drying time.

Coverage

- ◆ Depending on the surface smoothness and absorbency approximately 9-10 m²/lt. per a layer.

Shelf Life

- ◆ In package and in 5-35 °C 2 years


Packing

- ◆ 20 - 10 and 3,5kg plastic bucket.

Safety Recommendations

- ◆ S2: Keep out the reach of children.
- ◆ S24/25: Avoid contact with eyes and skin.
- ◆ S26: In case of contact with eyes immediately wash with water and contact with a doctor.
- ◆ S28: In case of contact with skin immediately wash with water.
- ◆ S29: Do not discharge into drains or water courses.
- ◆ S46: If swallowed, seek medical advice immediately and show the container or label. Mix before using. Close the cover after using. Protect from frost and direct sunlight.

QualityCertificate

- ◆  TS 5808
Public exposure No. 04.524/604.506/E3

